



# Coopers Catalogue 2010

## Welcome to the 2010 Coopers catalogue!

At Coopers, we pride ourselves on our commitment to supply high quality products at affordable prices.

The range of products under the Coopers brand name has been carefully designed and selected to combine practicality with user satisfaction.

The Merlin range extends these benefits to offer stylish alternatives with added features. Merlin products have been developed in consultation with healthcare professionals and are manufactured to the highest quality standards.

We have a friendly and knowledgeable Customer Service Team who are there to help with any queries or problems you may have. We also have a team of Area Sales Managers across the UK who are always available for additional information, product demonstrations or quotations.

For further information, or to discuss your needs in more detail, please do not hesitate to contact your Area Sales Manager or a member of the Customer Service Team on **01384 446666** between 9am and 5pm Monday to Friday or email **[enquiries@sunmed.co.uk](mailto:enquiries@sunmed.co.uk)**.

To place your order:

Fax: **01384 446644**

E-mail: **[orders@sunmed.co.uk](mailto:orders@sunmed.co.uk)** or

Online: **<http://parts.sunrisemedical.eu>**

# Contents

## Bathroom

Bathboards	4
Showerboards	4
Bathseats	5
Bath Steps	6
Perching Stools	7
Shower Chairs	9
Reclining Bathlift	13
Grab Rails	14

## Toileting

Raised Toilet Seats	16
Toilet Seat Frames and Surrounds	17
Urinals	19
Commodes	22

## Household

Tableware	24
Preparing Food and Drink	26
Tap Turners and Openers	28
Non-slip Material	29
Reaching and Lifting Aids	31
Dressing and Bathing Aids	33
Tables and Trolleys	34
Bed Accessories	35
Bed and Chair Raisers	36
Medicine Storage	37

## Mobility

Three Wheeled and Rolling Walkers	39
Walking Frames	41
Children's Walking Frames	44
Walking Frame Accessories	45
Elbow Crutches	47
Axilla Crutches	50
Crutch and Walking Stick Accessories	50
Ferrules	51
Folding Seat	52
Hospital Sticks	53
Folding Walking Sticks	54
Medical Support Sticks	55
Aluminium Support Sticks	59
Tripods and Tetrapods	61
Ramps	62

## Bathboards and showerboards




### Merlin bathboard

Made of highly durable reinforced PVC the Merlin bathboard is compatible with plastic, steel and cast iron baths and is secured into position with a self locating fixing system. The slats are tapered to encourage rapid drainage.

Length 660 mm (26")	10164C
Length 686 mm (27")	10165C
Length 711 mm (28")	10166C

#### Technical specification

Width	228 mm (9")	Max user weight	190 kg (30 st)
Product weight	2.2 kg		



### Merlin showerboard

A strong showerboard constructed of reinforced PVC for maximum durability. Secured into position with a self-locating fixing system. The slats are tapered to encourage rapid drainage.

Length 660 mm (26")	10167C
Length 686 mm (27")	10169C
Length 711 mm (28")	10168C
Optional handle for Merlin bath and showerboards	10176C

#### Technical specification

Width	340 mm (13.5")	Max user weight	190 kg (30 st)
Product weight	3.2 kg		



## Bathboards and bathseats



### Bathboard with handle

For ease of transfer and enhanced user stability, this moulded plastic bathboard comes complete with a handle. The bathboard provides a comfortable seating area and has holes to aid drainage. The width adjustable brackets are made from non-slip rubber to give a secure fit.

Bathboard with handle 10160C

#### Technical specification

Length	690 mm (27")	Product weight	1.5 kg
Width at narrowest point	260 mm (10.25")	Max user weight	113 kg (18 st)



### Merlin bathseat

A strong bathseat made from reinforced PVC. Fixes securely with large suction pads which incorporate easy-release tabs. Finished in brilliant white with soft grey trim.

Height 152 mm (6") 10157C  
 Height 203 mm (8") 10158C  
 Height 305 mm (12") 10159C

#### Technical specification

Width	280 mm (11")	Product weight	2.5 kg
Length	457 mm (18")	Max user weight	160 kg (25 st)

## Bath steps



### Bath step

This sturdy bathstep has a large anti-slip surface and non-slip rubber feet for extra stability and safety.

Bath Step 10331C

#### Technical specification

Length mm	285 mm (11.25")	Width	360 mm (14.25")
Height	225 mm (9")	Max user weight	113 kg (18 st)



### Prima bath step

With a large flat surface area and built in non-slip pads, this bath step is safe and secure in use. It has been designed in components, allowing the step height to be altered if necessary. The set comprises a 50 mm (2") step, plus two 25 mm risers, four non-slip feet and a link to allow two steps to be fixed together side by side. The bath step's modular nature gives heights from 5 cm (2") to 10cm. (4") May be assembled up to 355 mm (14") high by purchasing additional 25 mm (1") risers.

Prima bath step 62920  
Riser for prima bath step 61921

#### Technical specification

Surface area	445 x 350 mm (17.5 x 13.75")	Max user weight	240 kg (38 st)
--------------	------------------------------	-----------------	----------------



### Bath step with handle


A bath step with non-slip surface and safety handrail to assist safe bathing

Bath step 10329C.

#### Technical specification

Length	275 mm (10.8")	Width	415 mm (16.3")
Step height	220 mm (8.7")	Max user weight	113 kg (18 st)
Handrail height	930 mm (36.7")		

## Perching stools



### Perching stool with arms

Heavy duty perching stools with comfortable padded seats. Height adjustable and supplied with non-slip rubber feet for extra stability.

Perching stool with arms 10260C  
 Perching stool with arms and padded back 10261C

#### Technical specification

Product weight	4.8 kg	Seat height	500 - 650 mm (19.75-25.5")
With padded back	6.0 kg	Seat size	370 x 300 mm (14.5 x 12")
Max width between arms	485 mm (19.25")	Max user weight	159 kg (25 st)

## Perching stools



### Merlin perching stool

A high quality, durable perching stool with an angled seat which allows the user to rest and then stand again with minimum effort, particularly useful for those who tire easily. Fully waterproof and suitable for use in the bathroom or kitchen. Available in two designs: a standard model with a seat only and a deluxe model with seat, armrests and back support.

- Sturdy tubular steel frame with a powder coated finish
- Seat and back support made from tear resistant, moulded polyurethane which prevents ingress of water
- Height adjustable seat and back support (back support on deluxe version only)
- Cushioned armrests grip for extra support and comfort when rising
- Non-marking rubber ferrules to prevent slipping

Merlin perching stool-standard 10266C  
Merlin perching stool-deluxe 10268C

#### Technical specification

Product weight (standard)	4.6 kg	Width between arms	430 mm (17")
Product weight (deluxe)	6.8 kg	Seat size	350 x 290 mm (13.75 x 11.5")
Seat height	580 - 740 mm (23-29")	Max user weight	159 kg (25 st)



## Shower chairs



### Shower chair

Lightweight but sturdy shower chair with height adjustability and an extra wide seating surface.

- Lightweight, anodized aluminium frame resists rusting
- Textured, blow-moulded plastic, wide track seat and backrest with built-in handholds provide extra safety
- Rubber feet grip even on wet surfaces

Shower chair 10241C

#### Technical specification

Product weight	3.2 kg	Seat height	330 - 508 mm (13-21")
Seat width	495 mm (19.5")	Max user weight	114 kg (18 st)
Seat depth	305 mm (12")		



### Shower stool

Lightweight but sturdy shower stool with height adjustability and an extra wide seating surface.

- Lightweight, anodized aluminium frame resists rusting
- Textured, blow-moulded plastic, wide track seat and backrest with built in handholds provide extra safety
- Rubber feet grip even on wet surfaces

Shower stool 10239C

#### Technical specification

Product weight	2.7 kg	Seat height	330-508 mm (13-21")
Seat width	495 mm (19.5")	Max user weight	114 kg (18 st)
Seat depth	305 mm (12")		

## Shower chairs



### Extra heavy duty shower chair

The reinforced frame and extra wide seating surface mean this shower chair can accommodate users of up to 227 kg (36 st). Supplied with non-slip rubber feet.

Extra heavy duty shower chair 10220C

#### Technical specification

Product weight	6 kg	Seat height	380 - 480 mm (15-19")
Seat depth	380 mm (15")	Max user weight	227 kg (36 st)
Seat width	510 mm (20")		



### Shower mat, pack of 10

Made from natural rubber, this shower mat is machine washable at low temperatures on a delicate cycle. White.

Shower mat, pack of 10 10187

#### Technical specification

Length	560 mm (22")	Width	560 mm (22")
--------	--------------	-------	--------------



### Turner cubicle seat

A foldaway cubicle seat with legs to support the weight of the user safely. Plastic coated for anti-corrosion protection. Height adjustable.

**NOTE:** Wall mounted shower seats should be fitted by a competent person using screws and rawlplugs appropriate for the wall. For this reason we do not include screws or rawlplugs with our seats.

Turner cubicle seat 10240

#### Technical specification

Product weight	5.5 kg	Seat height	457 - 584 mm (18-21")
Seat width	457 mm (18")	Max user weight	190 kg (30 st)
Seat depth	330 mm (13")		

## Shower chairs



### Wall mounted shower seat

Corrosion resistant fold up shower seat. The comfortable seat has holes to aid drainage. Available with or without legs.

**NOTE:** Wall mounted shower seats should be fitted by a competent person using screws and rawlplugs appropriate for the wall. For this reason we do not include screws or rawlplugs with our seats.

Wall mounted shower seat	10242C
Wall mounted shower seat with legs	10243C

#### Technical specification

Product weight	3.5 kg	Seat width	495 cm (19.5")
Product weight with legs	5.0 kg	Seat height	405 - 560 mm (16-22")
Seat depth	305 cm (12")	Max user weight	100 kg (16 st)



### Folding shower chair

A folding shower chair with arms and back. Height adjustable. Seat has a cut-away for improved personal hygiene and holes to aid drainage. Folds away when not in use. Supplied with non-slip rubber feet.

Folding shower chair	10178C
----------------------	--------

#### Technical specification

Product weight	4.7 kg	Seat width	410 mm (16")
Overall depth	415 mm (16.5")	Seat height	460 - 540 mm (18-21.25")
Seat depth	400 mm (15.75")	Max user weight	113 kg (18 st)
Overall width	530 mm (21")		



### Adjustable height round shower stool

A height adjustable round shower stool with moulded plastic seat and lightweight aluminium legs. Supplied with non-slip rubber feet.

Adjustable height round shower stool	10231C
--------------------------------------	--------

#### Technical specification

Product weight	1.5 kg	Seat height	400 - 500 mm (15.75-19.75")
Seat depth	380 mm (15")	Max user weight	113 kg (18 st)
Seat diameter	320 mm (12.5")		

## Rolling shower/commode chairs



### Self propelled shower/commode chair

This durable three-in-one self propelled chair can be used as a shower chair, a commode chair or over a toilet pedestal. The non-rust aluminium frame is height adjustable and comes with detachable, height adjustable footrests. The seat is padded for extra comfort and features a removable section for easier personal cleaning. Handles at the rear of the chair make it easy if assistance is required. Padded armrests flip up and out of the way. The two swivelling front castors are 125mm in diameter. The quick release rear wheels are 600mm in diameter and each features a locking hand brake. Supplied with a commode pan.

Self propelled shower/commode chair	10210C
Spare commode pan with lid	10411C

#### Technical specification

Product weight	17.5 kg	Seat dimensions	430 x 430 mm (17 x 17")
Maximum depth	1140 mm (45")	Seat height	540 - 640 mm (21.25 x 25")
Overall width	610 mm (24")	Max user weight	120 kg (19 st)



### Attendant propelled shower/commode chair

Similar to the self propelled shower/commode chair but supplied with four swivelling castors, each with an integral brake.

Attendant propelled shower/commode chair	10211C
Spare commode pan with lid	10411C

For added convenience the rear wheels are interchangeable between the 125mm and 600mm versions. To convert the attendant propelled to the self propelled version you will need to purchase a conversion kit, consisting of the quick release wheels, axles and hand brakes. To convert the self propelled to the attendant propelled version you will need to purchase a pair of 125mm castors.

Conversion kit	WCAS1488
125 mm castors, pair	WCAS1487

#### Technical specification

Product weight	14 kg	Seat dimensions	430 x 430 mm (17 x 17")
Maximum depth	1060 mm (41.75")	Seat height	540 - 640 mm (21.25 x 25")
Overall width	540 mm (21.25")	Max user weight	120 kg (19 st)

## Reclining bathlift



### Lotus Lite bathlift

For those who have difficulty getting into and out of the bath, a Lotus Lite bathlift is the perfect solution.

- Breaks down into five lightweight parts that are simple to put together and take apart
- The lightweight, waterproof hand control floats and features a large sucker at the rear so that it is never far from reach
- For added comfort and support, the Lotus Lite has a backrest with integral headrest and inclined seat
- For increased comfort, the backrest reclines and can be infinitely adjusted to 40°
- Has easy-clean plastic surfaces, and covers that are machine washable up to 60°C

### Lotus bathlift

The Lotus bathlift not only allows for easy, comfortable bathing, its unique antimicrobial properties mean that you also have the added reassurance that the Lotus is hygienic and safe.

The Lotus bathlift has all the same functionality of the Lotus Lite bathlift but with two key extra features:

- Antimicrobial properties provide an extra level of protection against bacteria
- Plastic surfaces contain a special additive that repels dirt and water, making it easy to keep clean

Lotus Reclining Bathlift  
Lotus Lite Reclining Bathlift

900910  
900310

We recommend the use of a transfer disk or 'Slide and Swivel' to make transferring on to and off the Lotus or Lotus Lite bathlift even easier.



Transfer Disc  
900600



'Slide and Swivel'  
900601



Height Adaptors  
7100005/06/07



#### Technical specification

Seat width (excluding side flaps)	375 mm (15")	Backrest height	710 mm (28")
Seat width (including side flaps)	715 mm (28")	Backrest width	340 mm (13")
Seat length	405 mm (16")	Overall product weight	12.9 kg
Min seat height	72 mm (3")	Max user weight	140 kg (22 st)
Max seat height	440 mm (17")		



## Grab rails



### Merlin grab rails

An extra strong grab rail attractively finished in brilliant white. The ribbed handle is 38mm wide to provide the user with increased comfort and grip.

Length 305 mm (12")	10274
Length 457 mm (18")	10276
Length 609 mm (24")	10278

#### Technical specification

Product weight	375 - 535 g	Diameter	38 mm (1.5")
Depth	76 mm (3")		



### Folding support arm

A double height rail for easy rising. Folds up out of the way when not in use. Rail diameter 32 mm (1.25").

Folding support arm 760 mm (30")	10328C
Folding support arm 550 mm (21.5")	10327C

#### Technical specification

Overall width	125 mm (5")	Max user weight	127 kg (20 st)
Overall height	305 mm (12")		

## Grab rails



### Prima outdoor grab rail

Prima outdoor grab rail 450 mm	6538
Prima outdoor grab rail 450 mm - retail packed	6537

#### Technical specification

Max user weight	190 kg (30 st)
-----------------	----------------



### Prima grab rail

Prima grab rails feature special soft grip mouldings around the rail to reduce the risk of slipping, even with wet soapy hands. The rails are strong, one-piece moulded plastic with the super-reinforced strength of an internal non-rust aluminium tube. The ergonomic grip is comfortable and never cold to the touch. The straight grab rails can be fixed vertically, horizontally or at an angle. The two angled grab rails are ideal for the toilet, helping users to rise. Available polybagged in cartons of 10 or individually retail packed. Available in a choice of mint/white (shown) or all white.

		Mint/ white	White
Prima grab rail 300 mm (12")		6521	6555
Prima grab rail 400 mm (16")		6522	6556
Prima grab rail 450 mm (18")		6523	6557
Prima grab rail 600 mm (24")		6524	6558
Prima angled grab rail 325 mm (13")		6519	6553
Prima angled grab rail 400 mm (16")		6520	6554
Prima grab rail 300 mm (12")	retail packed	6509	6549
Prima grab rail 400 mm (16")	retail packed	6510	6550
Prima grab rail 450 mm (18")	retail packed	6511	6551
Prima grab rail 600 mm (24")	retail packed	6512	6552
Prima angled grab rail 325 mm (13")	retail packed	6507	6547
Prima angled grab rail 400 mm (16")	retail packed	6508	6548

#### Technical specification

Max user weight	190 kg (30 st)
-----------------	----------------

## Raised toilet seats



### Ashby Easy Fit raised toilet seat

A raised toilet seat with built-in antibacterial properties. Easy and secure tool-free fitting. Wide frontal opening for personal cleaning. Comfortable contoured seat distributes user weight over a larger area. Fits all standard size toilets.

Ashby easy fit raised toilet seat 51 mm (2")	63122
Ashby easy fit raised toilet seat 102 mm (4")	63144
Ashby easy fit raised toilet seat 152 mm (6")	63166

#### Technical specification

Product weight	1.0 kg, 1.3 kg, 2.1 kg	Depth	390 mm (15.25")
Width	380 mm (15")	Max user weight	160 kg (25 st)



### Relaxon raised toilet seat

A raised toilet seat for those who need assistance toileting. Fits all standard size toilets. Fast and simple 'no-tool' installation. Secures firmly to the toilet with non-slip adjustable side brackets. Available with or without lid.

Relaxon raised toilet seat 100mm (4")	11327
Relaxon raised toilet seat with lid 100mm (4")	11326

#### Technical specification

Product weight	1.03/1.45 kg	Aperture width	230 mm (9")
Depth	400 mm (15.75")	Height	100 mm (4")
Aperture depth	295 mm (11.5")	Max user weight	200 kg (31 st)
Width	370 mm (14.5")		



### Relaxon adjustable height raised toilet seat with arms

This height adjustable raised toilet seat features flip up, removable armrests to aid sitting and standing. It fits all standard size toilets and can be quickly and simply installed with the Solid-Clip anchoring system. Can be set to give 8 cm (3"), 10 cm (4") or 13 cm (5") of additional height. Comes complete with lid.

Relaxon adjustable height raised toilet seat with arms	11325
--	-------

#### Technical specification

Product weight	5.6 kg	Width between armrests	453 mm (17.8")
Aperture depth	295 mm (11.5")	Product height	185 mm (7.25")
Total width	535 mm (21 cm)	Raise height	80 mm, 100 mm, 130 mm (3", 4", 5")
Seat width	380 mm (15")	Max user weight	130 kg (20 st)

## Toilet seat frames and surrounds



### Merlin raised toilet seat frame

The adjustable height frame is made from powder coated tubular steel and features a contoured plastic seat which provides a high sitting position when placed over a toilet. The seat can be removed for cleaning. Cushioned handles provide extra support when transferring. Fitted with non-marking rubber ferrules to prevent slipping.

Merlin raised toilet seat frame 10380C

#### Technical specification

Product weight	5.2 kg	Seat height	460 - 610 mm (18- 24")
Width	555 mm (22")	Max user weight	190 kg (30 st)
Depth	495 mm (19.5")		



### Aluminium toilet surround

This adjustable height toilet surround is constructed from anodized aluminium with non-corrosive fixings. Cushioned handles provide extra support when transferring. Fitted with non-marking rubber ferrules to prevent slipping.

Aluminium toilet surround 10397C

#### Technical specification

Product weight	1.9 kg	Arm height	620 - 695 mm (24.5 - 27")
Width	540 mm (21")	Max user weight	160 kg (25 st)
Depth	420 mm (16.5")		

## Toilet seat frames and surrounds



### Steel toilet surround

An adjustable height welded steel toilet surround, fitted with comfortable wipe clean armrests. Fitted with non-marking rubber ferrules to prevent slipping.

Steel toilet surround 10399C

#### Technical specification

Product weight	4 kg	Arm height	650 - 730 mm (25.5 - 28.75")
Width	580 mm (22.75")	Max user weight	190 kg (30 st)
Depth	445 mm (17.5")		



### Floor fixing feet

A set of floor fixing feet suitable for items 10380C, 10397C and 10399C. Set comprises two aluminium feet plus four screws. The feet are screwed to the ground and the frame rear legs are then placed into the feet, so there is no need to remove the legs or ferrules.

Floor fixing feet 10381C

#### Technical specification

Base depth	100 mm (4")	Foot width	52 mm (2")
Foot depth	50 mm (2")	Total height	45 mm (1.75")
Base width	54 mm (2")		



## Urinals



### Female urinal

A polypropylene female urinal with graduations for easy measuring. Can be used in bed, sitting and standing.

Female urinal	10846
Female urinal (carton of 20)	10846MP

#### Technical specification

Product weight	200 g	Capacity	1 Litre
----------------	-------	----------	---------



### Female slipper urinal (Petal)

A white plastic urinal with rubber end cap for emptying. Suitable for bed or wheelchair use. Suitable for disinfection in an autoclave to 135°C.

Fracture slipper urinal	10847
Fracture slipper urinal (carton of 20)	10847MP

#### Technical specification

Product weight	230 g	Capacity	1 Litre
----------------	-------	----------	---------



### Selina slipper pan urinal

A large female urinal suitable for hospital use. Suitable for disinfection in an autoclave to 135°C. Supplied with lid.

Super slipper pan urinal	10848
Super slipper pan urinal (carton of 25)	10848MP

#### Technical specification

Product weight	375 g	Size	330 x 241 mm (13 x 9.5")
----------------	-------	------	--------------------------

## Urinals



### Male urinal

A polypropylene urinal with graduations for easy measuring and snap-on cap. Suitable for disinfection in an autoclave to 135°C.

Male urinal 10845  
Male urinal (carton of 25) 10845MP

#### Technical specification

Product weight	150 g	Capacity	1 Litre
----------------	-------	----------	---------



### Economy male urinal

A male urinal with graduations for easy measuring and snap-on cap.

Economy male urinal (carton of 25) 10843

#### Technical specification

Product weight	150 g	Capacity	1 Litre
----------------	-------	----------	---------



### Ursec no-leak urinal

A patented urinal from which spillage is virtually impossible. The cap with anti-return device unscrews for emptying.

Ursec no-leak urinal 10844

#### Technical specification

Product weight	210 g	Capacity	1 Litre
----------------	-------	----------	---------

## Urinals



### Vector bed pan

This bed pan is supplied with a lid for convenience. Autoclavable to 135°C.

Vector bed pan	10850
Vector bed pan (carton of 15)	10850MP

#### Technical specification

Product weight	600 g	Width	280 mm (11")
Length	360 mm (14")	Height	75 mm (3")



### Fracture pan urinal

This large slipper style pan has a smooth surface to allow it to be easily moved under the body's shape. Suitable for disinfection in an autoclave to 135°C.

Fracture pan urinal	10849
Fracture pan urinal (carton of 12)	10849MP

#### Technical specification

Product weight	1 kg	Size	449 mm x 309 mm x 99 mm (17.7" X 12" X 4")
----------------	------	------	--

## Commodes



### Stacking commode

Made from high quality steel with tough powder coating, the commode has a cushioned seat and back covered in flame retardant vinyl. Commode pan and lid included.

Available in height adjustable (shown) and fixed height versions.

Stacking commode, height adjustable	10402C
Stacking commode, fixed height	10400C
Spare commode pan	10408C

#### Technical specification

Product weight	6.5 kg	Width between arms	480 mm (19")
Seat height (adj version)	480 - 580 mm (19-23")	Max user weight	190 kg (30 st)
Seat height (fixed version)	480 mm (19")		



### Commode wheelchair

A high quality and versatile chromed steel commode chair. The comfortable seat is covered with a strong, easily cleaned plastic. The arms are moulded to prevent wear and drop down for easy side transfer. High quality castors are fitted as standard, each with an integral brake.

Commode wheelchair	10183C
Spare commode pan	10411C

#### Technical specification

Product weight	14 kg	Overall depth	572 mm (22.5")
Overall width	559 mm (22")	Max user weight	100 kg (16 st)
Seat height (excluding cushion)	490 mm (19.5")		

## Commodes



### Wickerwork commode

An attractive, traditional wooden frame commode chair with woven fibre upholstery. The removable seat conceals a plastic commode pan and lid with carrying handle.

Wickerwork commode	10410
Spare commode pan	10411

#### Technical specification

Product weight	7.2 kg	Seat height	455 mm (18")
Seat width	405 mm (16")	Max user weight	127 kg (20 st)



### Extra heavy duty commode

This adjustable height commode features an extra wide base and seat and a reinforced steel frame for increased comfort and stability. Comes complete with pan, lid and splash guard.

Extra heavy duty commode	10405C
Spare commode pan	10413C

#### Technical specification

Product weight	10 kg	Seat height	420 - 600 mm (16.5 - 23.5")
Seat depth	470 mm (18.5")	Max user weight	227 kg (36 st)
Width between arms	680 mm (26.75")		



## Tableware



### Comfort cutlery

A range of comfortable, non-slip, lightweight, dishwasher-safe cutlery.

Fork	12238	Right hand fork	12244	Left hand fork	12242
Spoon	12240	Right hand spoon	12248	Left hand spoon	12246
Knife	12236				

#### Technical specification

Product weight	70 g	Handle length	102 mm (4")
Length	203 mm (8")		



### One handled cup

A clear polycarbonate cup with two lids. The first lid has a feeding spout, the second an anti-splash device.

One handled cup	10460
One handled cup (20)	10460MP

#### Technical specification

Capacity	300 ml
----------	--------



### Two handled cup

A two handled cup with the same lid options as the one handled cup.

Two handled cup	10462
-----------------	-------

#### Technical specification

Capacity	170 ml
----------	--------

## Tableware



### Two handled mug

A versatile, transparent, adult size mug supplied with a choice of non-spill, standard or spout lid.

Two handled mug 10488

#### Technical specification

Capacity

284 ml



### In-curve plate surround

A device which snaps onto any circular plate and provides a surface to push the food against.

In-curve plate surround 10456

#### Technical specification

Diameter

123 - 152 mm (6 - 8.75")



### Large mannoy plate

A gentle slope helps keep the food in the right place so it can be easily loaded onto a fork or spoon. Colours may vary.

Large mannoy plate 10452

#### Technical specification

Diameter

203 mm (8")

## Preparing food and drink



### Magiplug® bath and sink plug

The Magiplug® is a unique device that reduces the risk of flooding and scalding. Magiplug's® pressure release mechanism allows a bath or sink to be filled to a specific level. If left unattended, it releases the excess water to prevent overflow. The heat sensitive pad changes colour when the water temperature reaches 36°C to alert the user that the water may be too hot.

Magiplug® bath plug      L27479  
Magiplug® sink plug      L33972

#### Technical specification

Product weight	71 g	Dimensions	110 x 80 x 25 mm (4 x 3 x 1")
----------------	------	------------	-------------------------------



### Jug kettle tipper

For safe pouring of boiling water from a jug kettle.  
Not suitable for use with cordless kettles.

Jug kettle tipper      10494



### Derby kettle tipper

Allows the safe and steady pouring of hot liquids without lifting any weight. Will take most types of teapot or electric kettle. Comes with a Velcro strap for added security. Now available with stabilising base for use with cordless kettles.

Derby kettle tipper      6031  
Stabilising base for use with cordless kettles      61031

## Preparing food and drink



### Food preparation board

Food preparation board for those with limited hand use. Held in place by its curved lip resting against the work surface and by non-slip feet. Rear upstand holds bread steady. Easily washable.

Food preparation board

6029

#### Technical specification

Product weight	150 g	Length	220 mm (8.7")
----------------	-------	--------	---------------



### Spill-not

Jar and bottle opener. Three inverted rubber cones securely hold any container upright allowing it to be opened with one hand. Non-slip rubber feet hold it steady.

Spill-not

6017

#### Technical specification

Product weight	300 g	Size (w x d x h)	245 x 150 x 85 mm (9.6 x 6 x 3.3")
----------------	-------	------------------	------------------------------------

## Tap turners and openers



### Medeci tap turners

Easy to fit and adjustable to suit almost any size of crystal or crosshead tap. Lever type handles pivot for ease of use. Sold in pairs.

Medeci tap turners 10511

#### Technical specification

Product weight	275 g	Handle length	203 mm (8")
----------------	-------	---------------	-------------



### Tap turners

Suitable for all cross or capstan type taps, these turners give extra leverage. Sold in pairs.

Tap turners 10510

#### Technical specification

Product weight	55 g	Handle length	102 mm (4")
----------------	------	---------------	-------------



### Derby tap turners

Derby tap turners fit both crosshead and crystal taps. The soft textured handles provide a comfortable and secure grip whilst in use. There is no installation required due to the screw handle that tightens the grip on the tap. The turners are colour coded to aid those with limited vision. Supplied as five pairs in a Point of Sale carton.

Derby tap turners, 5 pairs in a POS carton 60800

#### Technical specification

Length	180 mm (7.25")	Height	45 mm (1.75")
Width	70 mm (2.75")		



## Openers and non-slip material



### Multi-opener

A versatile opener, ideal for ring pulls, screw tops (up to 35mm in diameter) and flip tops. Easy to store with a hole for hanging and a magnet for attaching to fridges or microwaves.

Multi-opener

F25054

#### Technical specification

Dimensions:

110 x 80 x 25 mm (4 x 3 x 1")



### Jar opener

A Dycem jar opener shaped to fit the hand and textured for extra grip. With the highest coefficient of friction of any non-slip material, this jar opener is highly effective.

Jar Opener

10492

#### Technical specification

Product weight

45 g

Diameter

121 mm (4.75")



### Dycem non-slip netting

Non-slip netting can be laid between two surfaces to stop them slipping in relation to each other.

Netting

10537

#### Technical specification

Product weight

430 g

Size

600 mm x 2m (24" x 78")

## Dycem non-slip material



### Small mat (blue)

A general purpose small mat which is particularly useful for the table

Small mat (blue)

10534

#### Technical specification

Product weight	205 g	Width	178 mm (7")
Length	254 mm (10")		



### Large mat (blue)

A larger size of Dycem mat.

Large mat (blue)

10538

#### Technical specification

Product weight	345 g	Width	254 mm (10")
Length	355 mm (14")		



### Short reel (blue)

Dycem reels can be cut to the desired length.

Short reel (blue)

10542

#### Technical specification

Product weight	3.4 kg	Width	203 mm (8")
Length	2 m (6'5")		

## Reaching and lifting aids



### Classic reacher

Lightweight and easy to use with an improved comfort handle. The Classic reacher makes an ideal dressing aid and the Gripcert rubber is kind and gentle to skin. Comes with a handy stick clip attachment and magnet on the end to help pick up any metal items dropped such as keys etc. Lifetime warranty.

Length	660 mm (26")	10650
Length	813 mm (32")	10652

#### Technical specification

Product weight

210 g



### Handi-grip reacher

Designed with the arthritis sufferer in mind, this reacher features a comfortable ergonomically designed handle and trigger. The head can be rotated through 90 degrees to find the best jaw position. Comes with a lifetime warranty. Retail packed

Length	660 mm (26")	HA2756M
Length	813 mm (32")	HA2736M



### Two handled leg lifter

This webbing strap with stiffened stem enables the user to move a stiff or immobile leg when getting into and out of a bed, wheelchair or when using a footstool etc. The upper loop fits around the hand or wrist and the lower loop slides over the foot to give control when lifting the leg. The additional upper loop is ideal for those who cannot lift their leg with just one hand.

Two handled leg lifter

L33194

#### Technical specification

Product weight

80 g

Length

865 mm (34")



### Lifting pole

The design of this lifting pole allows it to be used where clearance under the divan bed is minimal (25 mm). The frame is placed under the bed base to give a stable overhead support for those who find it difficult to raise to a sitting position. Assembly is simple; the lifting arm is secured to the base by two hand wheels.

Lifting pole

10760

#### Technical specification

Assembled overall length	865 mm (34")	Length of jib	737 mm (29")
Assembled overall width	765 mm (30")	Max user weight	100 kg (16 st)
Floor to jib height	1956 mm (77")		

## Dressing and bathing aids



### Long handle shoe horn

An extra-long plastic shoe horn to aid dressing.

Long handle shoe horn

10626

#### Technical specification

Length

530 mm (21")



### Long handle sponge

A long handle sponge for safer bathing.

Long handle sponge

10191

#### Technical specification

Length

500 mm (20")



### Stocking and sock aid

This sock aid is suitable for both socks and stockings. Lightweight and easy to use it has side slots and a top lip to hold hosiery securely when putting on. The large loop handles make dressing easier.

Stocking and sock aid

10624



### Tights aid

Quick and easy to use, this tights aid has large loop handles designed to help those with a weak grasp or back problems and provides simple assistance when bending is difficult.

Tights aid

10622

## Tables and trolleys



### Two tier trolley

An adjustable height trolley with wipe clean trays.  
Fitted with 100 mm (4") castors.

Two tier trolley 10581

#### Technical specification

Product weight	8.9 kg	Handle height	848 - 998 mm (33-39.25")
Depth	560 mm (22")	Max user weight	127 kg (20 st)
Width	460 mm (18")		



### Overbed table with four castors

Supplied flat packed and requires assembly. Height and angle adjustable.

Overbed table 10752C

#### Technical specification

Table top	605 x 405 mm (24" x 16")	Height	710 - 1030 mm (28 - 40.5")
-----------	--------------------------	--------	----------------------------

## Bed accessories



### Inflatable hair wash tray

Heavy duty vinyl hair wash tray with two separate inflatable chambers. The water drains through a tube with a lockable clamp into a bucket. Folds away neatly when not in use.

Inflatable hair wash tray 10740

#### Technical specification

Product weight	680 g	Inflated size	482 x 609 x 178 mm (19"x 24"x 7")
----------------	-------	---------------	-----------------------------------



### Adjustable blanket cradle

An adjustable blanket cradle made from lightweight aluminium with easy adjustability.

Adjustable blanket cradle 8771C

#### Technical specification

Product weight	1.3 kg	Depth	500 mm (19.5")
Height	520 - 670 mm (20.5 - 26.5")	Width	482 mm (19")



## Raisers

### Multi-purpose raiser



476 kg

The Langham multi-purpose raiser is unique in design and versatility, having been developed following consultation with Occupational Therapists. It is designed to raise chairs, settees and beds equally well. The swivelling corner supports ensure a snug fit against awkward corners. Height can be adjusted from 76 mm (3") to 152 mm (6") by adding more clip-on sections. Clip-on sections add 20 mm (0.75") per layer. Supplied with full instructions.



#### To raise an armchair you will need:

Two main sections plus one spreader bar plus extra height sections as required.

#### To raise a small settee or single divan bed you will need:

Three main sections (one at each end plus one in the centre) plus height sections as required.

#### To raise a double bed you will need:

Three main sections (one at each end plus one in the centre), three spreader bars to extend width plus height sections as required.



Available to purchase as individual components or in a retail pack consisting of:

- Multi purpose raiser main section x2
- Spreader link bar x2
- Clip-on height section x8



Multi purpose raiser main section (1 per box)	10792
Spreader link bar (6 per box)	10793
Clip-on height section (12 per box)	10794
Multi purpose raiser retail pack	MPR2

#### Technical specification

Max user weight	476 kg (75 st)
-----------------	----------------



190 kg

### Merlin cone raisers


A set of four stackable moulded cones to raise a chair or bed to optimum height. The cones feature a recessed top and anti-slip pads to hold the furniture legs or castors securely in position. Available in two sizes.

Height 90 mm (3.5")	10725
Height 140 mm (5.5")	10727

#### Technical specification

Product weight	115 g / 160 g	Diameter	178 mm (7")
Recess depth	26 mm (1")	Max user weight	190 kg (30 st)
Recess width	45 mm (1.75")		

# Medicine storage



## Medi-planner

A complete week of tablet medication can be stored. Each day has four clearly marked compartments with doses for morning, noon, evening and bedtime. The Medi-planner should be loaded at the start of the week and a routine established for its use. Particularly valuable for long-term care.

Medi-planner 14136

### Technical specification

Size	150 x 75 x 25 mm (6 x 3 x 1")
------	-------------------------------



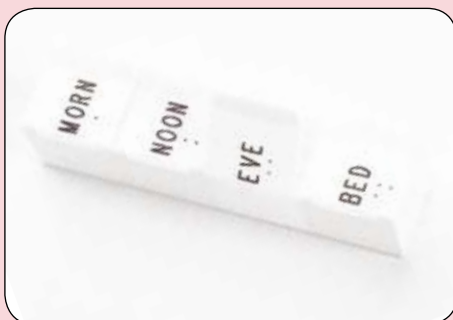
## Medichest

Similar to the Medi-planner, but with removable 'day strips' which can be popped in a hand bag or pocket.

Medichest 14138

### Technical specification

Size	190 x 125 x 37 mm (7.5 x 5 x 1.5")
------	------------------------------------



## Day planner

For when a complete Medi-planner is not required.

Day planner 14140

### Technical specification

Size	100 x 25 x 25 mm (4 x 1 x 1")
------	-------------------------------

## Medicine storage



### Tablet crusher

A grinding mill for medicines. Turn the screw top to crush the tablet to powder. Spare tablets can be stored in a compartment in the lid

Tablet crusher 14134

#### Technical specification

Size	63 x 50 mm (2.5 x 2")
------	-----------------------



### Tabtime pill dispenser

Never forget to take your medication again using Tabtime. Tabtime is designed to carry one day's medication (tablet form only) and to warn the patient via a fully programmable system of audio and/or visual alarms, when it is time to take the medication. The alarms are adjustable in tone and volume and 8 different alarms can be set in any 24 hour period. Battery supplied. Capacity 32 tablets.

Tabtime pill dispenser 14141

#### Technical specification

Size	80 x 65 x 40 mm (3 x 2.5 x 6")
------	--------------------------------



### Tabtime flip-top

A slightly smaller and simpler version of the original Tabtime. Select the Tabtime flip-top if you need to take your medication at regular intervals (e.g. every four hours). Comes with an audio alert. Battery supplied. Capacity 16-20 tablets.

Tabtime flip-top 14142

#### Technical specification

Size	100 x 60 x 150 mm (4 x 2.4 x 6")
------	----------------------------------

## Rolling walkers




### Three wheel walker with bag

An adjustable height three wheel walker to assist those who require extra support indoors or outdoors. Features easy to operate loop brakes. Folds away for easy transport and storage. Includes PVC shopping bag. Available in two colours.

Three wheel walker, gun metal grey	10901C
Three wheel walker, blue	10901BL
Three wheel walker, grey with basket and tray	10901CKA
Three wheel walker, blue with basket and tray	10901BLKA

#### Technical specification

Product weight	5.5 kg	Height	800 - 927 mm (31.5-36.5")
Max width	670 mm (26")	Max user weight	114 kg (18 st)
Width when folded	248 mm (9.75")		



### Basket and tray for three wheel walker

This versatile basket can be used for shopping or carrying items around the home. Comes complete with a tray.

Three wheel walker basket and tray	10917C
------------------------------------	--------

#### Technical specification

Size	320 x 210 x 240 mm (12.5 x 8.25 x 9.5")	Product weight	1.35 kg
------	---	----------------	---------



### Rolling walker

This high quality rolling walker has easy to use loop brakes (squeeze to stop, push down to lock) and can be used both indoors and outdoors. It features a large shopping basket, sturdy seat and tray.

Rolling walker, gun metal grey	10907C
--------------------------------	--------

#### Technical specification

Product weight	11.5kg	Depth (folded)	500 mm (20")
Handle height	780 - 940 mm (30.5 - 37")	Width	580 mm (23")
Seat height	610 mm (24")	Max user weight	120 kg (19 st)

## Rolling walkers



### Lightweight rolling walker

This lightweight aluminium rolling walker has rugged 8-inch wheels for outdoor use and a deluxe padded seat and curved backrest for enhanced support. Features easy to use loop brakes. Height adjustable. Comes complete with seat and basket.

Lightweight rolling walker, blue 10910C

#### Technical specification

Product weight	9.3 kg	Width	620 mm (24.5")
Handle height	780 - 915 mm (31.7-36")	Depth (folded with backrest)	470 mm (18.5")
Seat height	510 mm (20")	Max user weight	125 kg (20 st)
Seat width	340 x 340 mm (13.5 x 13.5")		



### Heavy duty rolling walker

This aluminium rolling walker features an extra-wide design and durable construction for comfort and stability. A deluxe padded seat and backrest provide enhanced support and 8-inch wheels are ideal for outdoor use. Features easy to use loop brakes. Height adjustable. Comes complete with seat and basket.

Heavy duty rolling walker, gun metal grey 10928C

#### Technical specification

Product weight	10.3 kg	Width	720 mm (28.25")
Handle height	790 - 930 mm (31 - 36.5")	Width between handles	545 mm (21.5")
Seat height	510 mm (20")	Depth (folded with backrest)	500 mm (19.75")
Seat width	340 x 340 mm (13.5 x 13.5")	Max user weight	170 kg (27 st)



### Extra heavy duty rolling walker

This rolling walker features an extra-wide design and durable construction for comfort and stability. A deluxe padded seat and backrest provide enhanced support and 8-inch wheels are ideal for outdoor use. Features easy to use loop brakes. Height adjustable. Comes complete with seat and basket.

Extra heavy duty rolling walker, gun metal grey 10930C

#### Technical specification

Product weight	10.9 kg	Depth (folded with backrest)	500 mm (19.75")
Handle height	820 - 870 mm (32.25 - 34.25")	Maximum width	670 mm (26.25")
Seat height	560 mm (22")	Width between handles	590 mm (23.25")
Width	580 mm (23")	Max user weight	227 kg (35 st)

# Walking frames

## Frames

Coopers walking frames are made from high tensile extruded aluminium making them both lightweight and very strong. Specially profiled hand grips ensure user safety and comfort.



### Ultra-narrow frame

The ultra-narrow frame is ideal for domestic use or where space is limited. Height adjustable.

Standard	
Handgrip height 755 - 830 mm (30-33")	7344C
Handgrip height 840 - 915 mm (33-36")	7345C
With wheels	
Handgrip height 775 - 850 mm (31-34")	7346C
Handgrip height 860 - 935 mm (34-37")	7347C

#### Technical specification

Product weight	1.75 kg	Max width	490 mm (19.5")
Product weight (with wheels)	1.8 kg	Ferrule	Z25
Max depth	450 mm (17.5")	Max user weight	160 kg (25 st)



### Domestic frame

Designed for use indoors. Height adjustable.

Standard	
Handgrip height 665-740 mm (26.29")	7321C
Handgrip height 765-840 mm (30-33")	7341C
Handgrip height 865-940 mm (34-37")	7343C
With wheels	
Handgrip height 695-770 mm (27-30")	7331C
Handgrip height 780-855 mm (31-34")	7351C
Handgrip height 885-960 mm (35-38")	7353C

#### Technical specification

Product weight	1.9 kg	Max width	560 mm (22")
Product weight (with wheels)	2.0 kg	Ferrule	Z25
Max depth	520 mm (20.5")	Max user weight	160 kg (25 st)

## Walking frames



### Hospital frame

Designed for use in hospitals and nursing homes, featuring a wide, extra-stable base.

#### Standard

Handgrip height 765 - 840mm (30 - 33") 7323C

Handgrip height 865-940mm (34 - 37") 7325C


#### With wheels

Handgrip height 780 - 855mm (31 - 34") 7333C

Handgrip height 885 - 960mm (35 - 38") 7335C

#### Technical specification

Product weight	1.9 kg	Max width	660 mm (25")
Product weight (with wheels)	2 kg	Ferrule	Z25
Max depth	585 mm (23")	Max user weight	160 kg (25 st)



### Forearm frame with castors

A walking frame fitted with forearm troughs and swivelling front castors. Manufactured from aluminium, the frame is lightweight but strong and rigid enough to give a complete sense of security.

Forearm frame with castors 7255C

#### Technical specification

Product weight	4.6 kg	Max width	670 mm (26")
Trough height	990 - 1120 mm (39 - 44")	Ferrule	Z25
Max depth	565 mm (22")	Max user weight	127 kg (20 st)



# Folding walking frames



## Folding frame

A simple, folding frame which does not use buttons, catches or other tricky mechanisms - to fold, simply pull the ball towards you. When folded this frame fits easily into the smallest cars or spaces. Height adjustable.

Standard	
handgrip height 785 - 860 mm (31 - 34")	7374C
With wheels	
handgrip height 785 - 860 mm (31 - 34")	7381C
Wheels (pair)	7253C

### Technical specification

Product weight	2.0 kg	Max width	610 mm (24")
Product weight with wheels	2.1 kg	Ferrule	Z25
Max depth	615 mm (24")	Max user weight	127 kg (20 st)




## Folding walker Red Dot

The Red Dot folding frame features the easy-to-use patented folding mechanism, which releases simply by depressing the tab with finger, arm or palm. Its lightweight polished aluminium frame with chrome plated steel "K" cross brace provides extra rigidity for long life. Height adjustable.

Handgrip height 690 - 870 mm (27 - 34")	7756C
Handgrip height 825 - 1000 mm (32.5 - 39.5")	7755C
Wheels for Red Dot (pair)	7252C

### Technical specification

Product weight	2.95 kg	Ferrule	Z30
Max width	610 mm (24.2)	Max user weight	160 kg (25 st)
Max depth	445 mm (17.5")		



## Extra heavy duty folding walking frame

The new Coopers extra heavy duty folding walker is designed with durability and style to support an independent and productive lifestyle. It features an extra wide frame width, a higher weight capacity and more durable components for increased comfort and stability.

Extra heavy duty folding walking frame	7758C
Wheels for extra heavy duty folding walking frame	NE-02075

### Technical specification

Product weight	8.3 kg	Handgrip height	810 - 990 mm (32 - 39")
Depth open	600 mm (23.5")	Ferrule	D30
Depth folded	100 mm (4")	Max user weight	227 kg (35 st)
Max width	740 mm (29")		

## Children's walkers



### Child's walker

This fixed frame walker is designed to withstand the daily use of an active child. Its lightweight, sturdy aluminium frame with proportionally large width-to-length provides wide stance and greater stability. Three inch wheels help deal with normal floor obstacles, cracks, carpet or outside play areas, and large rear rubber tips provide long braking action. Its height-adjustable "grow with you" design accommodates a range of user heights.

Child's walker little tyke 320 - 370mm (12.5 - 14.5")	9316
Child's walker tyke 390 - 520mm (15.5 - 20.5")	9315
Wheels (pair)	7254C

#### Technical specification - Little Tyke

Product weight	1.8 kg
Depth open	360 mm (14")
Max width	430 mm (17")
Max user weight	36 kg (5.7 st)

#### Technical specification - Tyke

Product weight	2.3 kg
Depth open	360 mm (15.5")
Max width	430 mm (17")
Max user weight	36 kg (5.7 st)



### Child's folding walker

This child's folding walker features a lightweight anodised aluminium A-frame design which provides greater balance. Its height-adjustable "grow with you" design accommodates a range of user heights. The comfortable vinyl hand grips are designed for a child's hand, and a footpiece silencer provides noise-free use.

Child's folding walker small 620 - 720mm (24.5 - 28.5")	9313
Child's folding walker extra small 520 - 620mm (20.5 - 24.5")	9314
Wheels (pair)	7254C

#### Technical specification - Small

Product weight	2.3 kg
Depth open	410 (16.75")
Max width	560 (22")
Max user weight	91 kg (14 st)

#### Technical specification - Extra Small

Product weight	2.3 kg
Depth open	240 mm (13.25")
Max width	470 mm (18.5")
Max user weight	80 kg (12.5 st)

## Accessories



### Walking frame wheels

A pair of wheels for walking frames.

Walking frame wheels

7253C

#### Technical specification

Wheel diameter

125 mm (5")



### Wheels for Red Dot folding walking frame

A pair of 3" wheels for the folding red dot walking frame.

Wheels for red dot walker

7252C

#### Technical specification

Wheel diameter

76 mm (3")

Tube diameter

25 mm (1")

## Accessories



### Wheels for child's walker

A pair of wheels for the child's folding walker.

Wheels for child's walker

7254C

#### Technical specification

Wheel diameter

76 mm (3")

Tube diameter

22 mm (0.875")



### Walking frame caddy

Designed specifically for the Coopers wheeled walking frame, the caddy consists of a tray, pannier and mug holder which allow personal items, meals and hot drinks to be carried easily and with confidence. Simple to attach, it is light but sturdy, easy to clean and will not upset the balance of the frame. Maximum loading weight 2.2kg. Must be used only on wheeled walking frames.

Walking frame caddy (for fixed frames)

7783

Walking frame caddy (for folding frames)

69515

#### Technical specification

Product weight

1 kg

Width

434 mm (17")

Depth

310 mm (12.5")

Height

200 mm (8")

# Elbow crutches



## Child's elbow crutch

A cheerful yellow elbow crutch made from strong yet lightweight aluminium. Height adjustable. Cuff diameter 65mm (2.5"). Latex free (including ferrule).

Age 4-7 years, handgrip height 380 - 530 mm (15-21")	9302C
Age 6-10 years, handgrip height 440 - 670 mm (17-26")	9304C

### Technical specification

Ferrule	Z18	Max user weight	100 kg (16 st)
---------	-----	-----------------	----------------



## Elbow crutch - plastic handle

The shape of the handle on this elbow crutch has been designed to spread the pressure more evenly over the hand, and the triangular shape and angle of the handle reflect the natural shape of the hand. Single adjustable crutches are adjustable between handle and ground. Double adjustable crutches are adjustable between cuff and handle and handle and ground. Latex free (including ferrule)

	Handgrip height	Cuff to handgrip	Code
Single adjustable - adult	670 - 925 mm (26-36")	240 mm (9")	8298C
Double adjustable - medium	530-785mm (21-31")	200 - 275 mm (8-11")	8263C
Double adjustable - adult	635 - 910 mm (25-36")	220 - 295 mm (9-12")	8265C
Double adjustable - extra long	820 - 1075 mm (32-42")	220 - 295 mm (9-12")	8267C

### Technical specification

Product weight	600 g each	Ferrule	Z22
Cuff diameter	95 mm(3.7")	Max user weight	127 kg (20 st)

## Elbow crutches



### Elbow crutch - PVC handle

High strength, lightweight single and double adjustable elbow crutches with a soft-touch, comfortable handle. Latex free (including ferrule).

	Handgrip height	Cuff to handgrip	Code
Single adjustable - adult	670 - 925 mm (26-36")	240 mm (9")	8303C
Double adjustable - small	440-670 mm (17-26")	165-215 mm (7-9")	8249C
Double adjustable - medium	530-785 mm (21-31")	200-275 mm (8-11")	8251C
Double adjustable - adult	635 - 910 mm (25-36")	220 - 295 mm (9-12")	8253C
Double adjustable - extra long	820 - 1075 mm (32-42")	220 - 295 mm (9-12")	9731C

#### Technical specification

Product weight	600 g each	Cuff diameter	95cm (3.7")
Ferrule	Z22	Max user weight	127 kg (20 st)



### Elbow crutch - comfy handle

Coopers' comfy crutches are the result of two years of development with the Bath Institute of Mechanical Engineering. The crutch was developed using computer aided design and thermogram technology to offer a unique patented handle which offers pressure distribution characteristics greatly superior to any traditional crutch. Latex free (including ferrule).

	Handgrip height	Cuff to handgrip	Code
Double adjustable - medium	580-835mm (23-33")	200-275mm (8-11")	8351C
Double adjustable - adult	680 - 935 mm (27-37")	200-275mm (8-11")	8353C

#### Technical specification

Product weight	715 g each	Ferrule	Z22
Cuff diameter	95 cm (3.7")	Max user weight	127 kg (20 st)

# Crutches



## Arthritic elbow crutch

For arthritics or those with impaired grip. A padded forearm trough distributes a user's weight over a large support area. The adjustable telescopic handle rotates through 360° and locks to suit individual forearm length. Latex free (including ferrules).

Arthritic elbow crutch 8300C

### Technical specification

Product weight	950 g each	Trough height	980-1235 mm (38-48")
Ferrule	Z25	Max user weight	127 kg (20 st)



## Permanent user crutch

This extra-strong crutch made from reinforced aluminium is designed for those users with longer term needs. The absence of adjustment holes makes the crutch 'silent' in use. The crutch is supplied in one standard length, and may be cut to the required length. Supplied with a choice of standard or Stepsafe™ ferrules. Latex free (including ferrules).

Handle type	With Stepsafe™ ferrule	With standard ferrule
PVC handle	8043C	8047C
Comfy handle	8042C	8041C

### Technical specification

Product weight	800 g each	Handle to floor	960 mm (38")
Cuff diameter	100 mm (4")	Standard ferrule	Z25
Cuff to handle	229 mm (9")	Max user weight	190 kg (30 st)



## Crutches and accessories



### Red Dot axilla crutch

These red dot axilla crutches feature a patented clip-lock adjustable handle and push button footpieces for fast, precise measuring and fitting. High-density rubber cushions and handgrips provide long wear and greater comfort. Made of lightweight aluminium.

	Crutch length	Patient height	Code
Red Dot axilla - small	940-1145 mm (37-45")	1370-1575 mm (4'6"-5'2")	8072C
Red Dot axilla - medium	1120-1320 mm (45-52")	1550-1755 mm (5'1"-5'9")	8071C
Red Dot axilla - large	1320-1520 mm (52-60")	1780-1980 mm (5'10"-6'6")	8070C

Replacement cushions for red dot axillas (pair) 00018

Replacement hand grips for red dot axillas (pair) 00015

#### Technical specification

Product weight	1.25 kg each	Max user weight	127 kg (20 st)
Ferrule	Z22		



### Visco-elastic hand pad

These visco-elastic pads provide pressure relief for crutch users. Two-way stretch material and Velcro® fixings allow the pads to be wrapped around crutch handles. Can also be used with walking sticks. Sold in pairs.

Visco-elastic hand pad L64359

# Ferrules



## Rubber ferrules

A range of high quality moulded rubber ferrules.

Type D 18 mm	9755
Type D 19 mm	9756C*
Type D 22 mm	9757
Type D 30 mm	9775C*

\*Latex free



Type Z 16 mm	9768C*
Type Z 18 mm	9764C*
Type Z 22 mm	9766C*
Type Z 25 mm	9767C*
Type Z 30 mm	9769C*

\*Latex free



## Stepsafe™ ferrule

The Stepsafe™ ferrule is an easy to fit attachment for walking sticks and crutches. Offers superior stability on wet and dry surfaces and when walking on a gradient as the pivoting head ensures that the ferrule always has full contact with the ground. Also proven to reduce jarring on the wrist, elbow and shoulder joints. Sold singly.

Stepsafe™ 19 mm	9770
Stepsafe™ 22 mm	9771
Stepsafe™ 25 mm	9772
Stepsafe™ bag of 10 replacement tips	9773

## Ferrules and folding seat



### Slipnott ferrule

For increased manoeuvrability, stability and safety on uneven surfaces. The two piece ferrule features a metal ball and socket joint that allows the ferrule's studded base to be in contact with the ground at all times. Sold in pairs.

Slipnott ferrule 18 - 19 mm	10946
Slipnott ferrule 22 mm	10947



### Countryman folding seat

A folding seat made from lightweight, rustproof aluminium. Please note that the seat must be used on a firm, flat surface.

Countryman folding seat	3209C
-------------------------	-------

#### Technical specification

Product weight	1.4 kg	Closed seat height	870 mm (34")
Seat width	125 mm (5")	Max user weight	100 kg (16 st)
Open seat height	480 mm (19")		

# Hospital walking sticks



## Hospital walking stick

Hand made from the best selected chestnut, sealed and finished in a light brown colour. The crook is formed in Coopers unique 'D' shape, which allows the fingers more room, spreading the pressure and giving greater comfort and stability.

### Standard walking sticks


Length	Ferrule	Code
915 mm (36")	without	7561
965 mm (38")	without	7562
1016 mm (40")	without	7563
1067 mm (42")	without	7564
915 mm (36")	D19	7530
965 mm (38")	D19	7531
1016 mm (40")	D19	7532
1067 mm (42")	D19	7533
915 mm (36")	Z18	7591
965 mm (38")	Z18	7592
1016 mm (40")	Z18	7593
1067 mm (42")	Z18	7594

### Extra strong walking sticks

Length	Ferrule	Code
915 mm (36")	without	7571
965 mm (38")	without	7572
1016 mm (40")	without	7573
1067 mm (42")	without	7574
915 mm (36")	D22	7540
965 mm (38")	D22	7541
1016 mm (40")	D22	7542
1067 mm (42")	D22	7543

### Technical specification

Product weight	300-400 g	Max user weight	127 kg (20 st)
----------------	-----------	-----------------	----------------



## Fixed height aluminium walking stick

An aluminium version of the traditional chestnut walking stick. Comes in one length so can be cut to size.

Length 1000 mm (39.5") 7544C

### Technical specification

Product weight	400 g	Max user weight	127 kg (20 st)
----------------	-------	-----------------	----------------

## Folding walking sticks

### Folding walking sticks

Quick and simple to use, the stick snaps open in seconds. Lightweight yet strong and stable, these high quality folding walking sticks conveniently fold away into a plastic wallet to slip into a bag, briefcase etc. Height adjustable.



#### Contour handle

Contour handle with wrist strap 9889C

##### Technical specification

Product weight	400 g
Height	787 - 900 mm (31 - 35")
Ferrule	D18
Max user weight	100 kg (16 st)



#### Crook handle

Crook handle 9890C

##### Technical specification

Product weight	400 g
Height	787 - 900 mm (31 - 35")
Ferrule	D18
Max user weight	100 kg (16 st)



#### Fischer handle

Fischer handle right hand 9888RC      Fischer handle left hand 9888LC

##### Technical specification

Product weight	400 g
Height	787 - 900 mm (31 - 35")
Ferrule	D18
Max user weight	100 kg (16 st)

## Medical support sticks



### Fixed height Fischer sticks

The unique Fischer handle is biometrically shaped to spread pressure evenly across the palm of the hand making it useful for arthritics and others who have difficulty gripping. In addition to a black Fischer handle mounted on a high strength aluminium shaft, we offer an elegant marble handle and a new amber effect handle, both on wooden shafts.

#### Marble Fischer sticks

	Height	Code
Right hand	915 mm (36")	1412
Left hand	915 mm (36")	1411

#### Amber Fischer sticks

	Height	Code
Right hand	915 mm (36")	9891
Left hand	915 mm (36")	9892

#### Black Fischer sticks

	Height	Code
Right hand	915 mm (36")	7724C
Left hand	915 mm (36")	7723C
Right hand	965 mm (38")	7721C
Left hand	965 mm (38")	7720C

#### Technical specification

Product weight	300 - 330 g	Max user weight	127 kg (20 st)
Ferrule	D19		



### Traditional walking sticks

Shepherds crook, Chestnut, height 1372 mm (4'6")

1754

Ladies Melbourne handle, Cotswold tan, height 915 mm (36")

2305

#### Technical specification

Max user weight

127 kg (20 st)



# Medical support sticks



## Support stick with crutch handle

An ergonomically shaped crutch handle on a polished rosewood shaft.

Height 915 mm (36") 2372

Technical specification	
Product weight	300 g
Ferrule	D19
Max user weight	127 kg (20 st)



## Support stick with escort handle

A best selling support stick with a handle contoured in three dimensions to fit comfortably into either hand. Fitted on a hardwood shaft.

Height 915 mm (36") 1404

Technical specification	
Product weight	300 g
Ferrule	D19
Max user weight	127 kg (20 st)



### Adjustable support sticks

Height adjustable support sticks fitted with ultra-safe horseshoe clips for quick and easy adjustability.

Escort handle height 700 - 950 mm (27.5 - 37.5") 7653C

Wood handle height 715 - 970 mm (28 - 38") 7665C

Foam swan & strap height 730 - 985 mm (29 - 39") 7674C

#### Technical specification

Product weight	365 g	Max user weight	100 kg (16 st)
Ferrule	D18		

# Aluminium support sticks



## Aluminium support sticks

A strong, lightweight support stick which is height adjustable. Available with a straight or swan neck. The swan neck helps to transmit the weight of the user vertically through the body of the stick.

Swan neck PVC handle  
 Height 710 - 965 mm (28 - 38") 7711C  
 Height 840 - 1095 mm (33 -43") 7713C

Straight neck PVC handle  
 Height 710 - 965 mm (28 - 38") 7701C  
 Height 840 - 1095 mm (33 - 43") 7703C

Straight neck Plastic handle  
 Height 700 - 960 mm (27.5 - 38") 7704C  
 Height 845 mm - 1100 mm (33 - 43") 7706C

Also available with a white shaft for the visually impaired:

Straight neck white PVC handle  
 Height 840 - 1095 mm (33-43") 5652C

### Technical specification - PVC handle

Product weight	550 g
Ferrule	Z22
Max user weight	127 kg (20 st)

### Technical specification - Plastic handle

Product weight	450 g
Ferrule	Z22
Max user weight	127 kg (20 st)

## Aluminium support sticks



### Adjustable Fischer sticks

A unique, biometrically shaped handle designed to evenly spread pressure across the palm of the hand. Very useful for arthritics or those with poor grip.

#### Fischer stick

	Height	Code
Right hand	670 - 925 mm (27 - 36.5")	7728C
Left hand	670 - 925 mm (27 - 36.5")	7727C
Right hand	815 - 1070 mm (32 - 42")	7726C
Left hand	815 - 1070 mm (32 - 42")	7725C

#### Black Fischer stick

	Height	Code
Right hand	670 - 925 mm (27-36.5")	7657C
Left hand	670 - 925 mm (27 - 36.5")	7655C

#### Technical specification

Product weight	400 g	Max user weight	127 kg (20 st)
Ferrule	D18		

# Tripods and tetrapods



## Tripods and tetrapods

The centre of the handle on these sticks is barrel shaped to fit the palm. The front tapers to accommodate the fingers and encourage the user to point the index finger along the stem, and then flares at the end to prevent slipping.

- Tetrapod (small base), height 720 - 975 mm (28 - 38") 7808C
- Tetrapod (large base), height 765 - 1020 mm (30 - 40") 7810C
- Tripod, height 765 - 1020 mm (30 - 40") 7782C
- Tetrapod (centred legs), height 710 - 965 mm (28 - 38") 7812C

### Technical specification

Product weight	1 kg	Max user weight	127 kg (20 st)
Ferrule	Z16		

### Stepless™ wheelchair ramps

Stepless™ ramps by Guldmann are probably the highest quality ramps on the market today. Made from heavy gauge aluminium, they offer an ideal combination of low weight and durability, making the ramps highly portable with an almost unlimited working life. Even under the heaviest loads, the ramps do not flex (unlike many other ramps in the market) giving the user a great feeling of security, and the high profile non-skid surface inspires confidence, even in wet weather conditions. Comes with three year warranty.

**Stepless™**  
by Guldmann



### Plain ramp

Ideal for bridging uniform height differences - typically where the ramps are often used in the same place. Made from strong but light anodized extruded aluminium with non-skid surface for grip in all conditions. Sold in pairs.

- Soft end profiles - no sharp corners
- Soft rounded carry handles
- 3 year guarantee

Length 1 m  
Length 1.5 m  
Length 2 m

Ramp 210  
Ramp 215  
Ramp 220



### Telescopic ramp

These strong aluminium telescopic ramps provide safe access even where there is significant height difference. The wear-resistant non-skid surface provides plenty of grip, whether used in wet or dry conditions. Sold in pairs.

- Lightweight and compact
- Smooth nylon glide adjustment
- Soft end profiles - no sharp corners
- Soft rounded carry handles
- 3 year guarantee

Length when open 1 m  
Length when open 1.5 m  
Length when open 2 m  
Length when open 2.5 m  
Length when open 3 m

Ramp 310  
Ramp 315  
Ramp 320  
Ramp 325  
Ramp 330

# Ramps

**Stepless**<sup>™</sup>  
by *Guldmann*



## Suitcase ramp

These lightweight suitcase ramps offer the ultimate in portability yet are strong enough to support up to 325kg (51st), even at lengths over two metres. The standard suitcase ramp is a convenient unit that is folded and carried just like a suitcase. The telescopic suitcase ramp unfolds quickly and provides smooth adjustment to the required length. Ramps come with convenient pre-drilled holes for floor fixing.

- Lightweight for their size
- Unique tread for superior grip
- Perfect for wheelchairs, powerchairs and scooters
- Very strong
- 3 year guarantee


### Suitcase ramp

Length 0.9 m	Ramp 709
Length 1.2 m	Ramp 712
Length 1.5 m	Ramp 715
Length 1.8 m	Ramp 718

### Telescopic suitcase ramp

Length when open 1.8 m	Ramp 818
Length when open 2.1 m	Ramp 821
Length when open 2.4 m	Ramp 824
Length when open 3 m	Ramp 830

**Stepless™**  
by Guldmann




### Wide ramp

Wide ramps offer increased safety and comfort for users and helpers, making them the preferred choice for permanent or semi-permanent installation.

- Made from strong, light and weatherproof anodised aluminium
- Ideal for semi-permanent use
- Non-slip surface for secure grip in all conditions
- Soft end profiles - no sharp corners
- Soft rounded carry handles
- 3 year guarantee

Length 1 m  
Length 1.5 m  
Length 2 m

Ramp 510  
Ramp 515  
Ramp 520



### Threshold ramp

Made from strong, light anodized aluminium, the threshold ramp is ideal for bridging any raised floor feature.

- Bridges thresholds up to 32 mm high

Width 670 mm (26.5")  
Width 770 mm (30.25")

Ramp 967  
Ramp 977



# Ramps

## Stepless™ wheelchair ramp range

Item Code	Ramp Type	Max Length in cm/feet	Min Length in cm/ feet	Inside Width in cm/ inches	Max. Load per pair in kg/stone	Weight Each in kg	Transport Dimensions LXWXD in cm
Ramp 310	Telescopic ramp	102/3'4"	71/2'4"	16.3/6.5"	325/51	3.7	73 x 26 x 6.5
Ramp 315	Telescopic ramp	152/5'	96/3'2"	16.3/6.5"	325/51	5.1	98 x 26 x 6.5
Ramp 320	Telescopic ramp	202/6'8"	121/4'	16.3/6.5"	325/51	6.6	123 x 26 x 6.5
Ramp 325	Telescopic ramp	252/8'3"	146/4'9"	16.3/6.5"	200/51	8	148 x 26x 6.5
Ramp 330	Telescopic ramp	302/9'11"	171/5'7"	16.3/6.5"	200/51	9.5	173 x 26 x 6.5
Ramp 210	Plain ramp	105/3'5"		18.2/7"	325/51	3.2	108 x 26 x 5.8
Ramp 215	Plain ramp	155/5'4"		18.2/7"	325/51	4.7	158 x 26 x 5.8
Ramp 220	Plain ramp	200/6'7"		18.2/7"	325/51	6	203 x 26 x 5.8
Ramp 709	Suitcase ramp	92/3'		76/30"	325/51	7.3	92 x 40.5 x 10
Ramp 712	Suitcase ramp	122/4'		76/30"	325/51	9.6	122 x 40.5 x 10
Ramp 715	Suitcase ramp	153/5'		76/30"	325/51	12.1	153 x 40.5 x 10
Ramp 718	Suitcase ramp	183/6'		76/30"	325/51	14.3	183 x 40.5 x 10
Ramp 818	Telescopic suitcase ramp	183/6'	112/3'8"	76/30"	325/51	16.4	112 x 40.5 x 10
Ramp 821	Telescopic suitcase ramp	213/7'	127/4'2"	76/30"	325/51	18.9	127 x 40.5 x 10
Ramp 824	Telescopic suitcase ramp	244/8'	143/4'8"	76/30"	325/51	21.4	143 x 40.5 x 10
Ramp 830	Telescopic suitcase ramp	305/9'	173/5'8"	76/30"	325/51	26.4	173 x 40.5 x 10
Ramp 510	Wide ramp	100/3'3"		77/30.25"	325/51	9.7	103 x 88 x 5.8
Ramp 515	Wide ramp	150/4'11"		77/30.25"	325/51	14.4	153 x 88 x 5.8
Ramp 520	Wide ramp	200/6'7"		77/30.25"	325/51	19.1	203 x 88 x 5.8
Ramp 967	Threshold ramp	60/23.5"		67/26.5"		3.6	67 x 60
Ramp 977	Threshold ramp	60/23.5"		77/30.25"		4.2	77 x 60

## Ramps

### Ramp length selector

1. Determine the maximum safe incline your wheelchair or scooter is designed to climb
2. Measure the vertical distance from the ground to the top step or landing
3. Find the recommended length of ramp using the chart below

Vertical distance cm/inches		Length of ramp (cm/feet)						
		92cm/3'	122cm/4'	153cm/5'	183cm/6'	213cm/7'	244cm/8'	305cm/10'
Maximum safe incline (degrees)	7.6/3	4.8°	3.6°	2.9°	2.4°	2.0°	1.8°	1.4°
	10.2/4	6.4°	4.8°	3.8°	3.2°	2.7°	2.4°	1.9°
	12.7/5	8.0°	6.0°	4.8°	4.0°	3.7°	3.0°	2.4°
	15.2/6	9.6°	7.2°	5.7°	4.8°	4.1°	3.6°	2.9°
	17.8/7	11.2°	8.4°	6.7°	5.6°	4.8°	4.2°	3.3°
	20.3/8	12.8°	9.6°	7.7°	6.4°	5.5°	4.8°	3.8°
	22.9/9		10.8°	8.6°	7.2°	6.2°	5.4°	4.3°
	25.4/10	12.0°	9.6°	8.0°	6.8°	6.0°	4.8°	
	30.4/12		11.5°	9.6°	8.2°	7.2°	5.7°	
	35.6/14		13.5°	11.2°	9.6°	8.4°	6.7°	
	40.6/16			12.8°	11.0°	9.6°	7.7°	
	45.7/18				12.4°	10.8°	8.6°	
	50.8/20				13.8°	12.0°	9.6°	
	60.8/24						11.5°	

# Index

## Alphabetical

Aluminium walking stick	59	Outdoor grab rails	15
Arthritic crutches	49	Overbed tables	34
Axilla crutches	50	Perching stools	7
Basket & tray for three wheel walker	39	Pill crusher	38
Basketweave commode	23	Pill dispensers	38
Bath steps	6	Plate surround	25
Bathboards	4	Plates	25
Bathlift	13	Raised toilet seat frame	17
Bathlift accessories	13	Raised toilet seats	16
Bathseats	5	Raisers	36
Bed pans	21	Ramps	62
Bed raisers	36	Reachers	31
Blanket cradle	35	Rolling walkers	39
Chair raisers	36	Shoe horn, long handle	33
Children's crutches	48	Shower chairs & seats	9
Children's walkers	46	Shower mat	10
Commode wheelchair	22	Shower stools	9
Crutch accessories	50	Shower boards	4
Crutches	47	Sink plugs, safety	26
Cups	24	Slipnott ferrule	52
Cutlery	24	Sock & stocking aids	34
Dycem non-slip material	30	Spill-not	27
Female urinals	19	Sponge, long handle	33
Ferrules	51	Stepsafe ferrules	51
Fischer handle walking sticks	55	Tablet crusher	38
Floor fixing feet	18	Tap turners	28
Folding seat	52	Tetrapods	61
Folding shower chair	11	Three wheel walker	39
Folding supprt arm	14	Tights aid	33
Folding walking sticks	54	Toilet surrounds	17
Food preparation board	27	Tripods	61
Forearm crutches	47	Tri-walker	39
Forearm frame	42	Trolley, two tier	34
Grab rails	14	Urinals	19
Gutter crutches	49	Walking frame accesories	45
Gutter frame	42	Walking frame caddy	46
Hair wash tray	35	Walking frames	41
Height adjustable raised toilet seat	16	Walking sticks	53
Jar openers	29	Wall mounted shower seats	11
Kettle tippers	26	Wheels, walking frame	45
Leg lifters	31	Wooden walking sticks	53
Lifting pole	32		
Male urinals	20		
Mats, non-slip	30		
Medicine storage	37		
Multi-purpose raisers	36		
Netting, non-slip	29		
Openers	29		

# COOPERS®

## Index


### Numerical

10157C	5	10510	28	14136	38	7255C	42	7725C	60	9773	51
10158C	5	10511	28	14138	38	7321C	41	7726C	60	9775	51
10159C	5	10534	30	14140	38	7323C	42	7727C	60	9888LC	54
10160C	5	10537	29	14141	39	7325C	42	7728C	60	9888RC	54
10164C	4	10538	30	14142	39	7331C	41	7755C	43	9889C	54
10165C	4	10542	30	1754	57	7333C	42	7756C	43	9890C	54
10166C	4	10581	34	2305	57	7335C	42	7758C	43	9891	55
10167C	4	10622	33	2372	58	7341C	41	7782C	62	9892	55
10168C	4	10624	33	3209C	53	7343C	41	7783	46	F25054	29
10169C	4	10626	33	5652C	60	7344C	41	7808C	61	HA2736M	31
10176C	4	10650	31	6017	27	7345C	41	7810C	61	HA2756M	31
10178C	11	10652	31	6029	27	7346C	41	7812C	61	L27479	26
10183C	22	10725	36	6031	26	7347C	41	8041C	49	L33194	31
10187	10	10727	36	60800	28	7351C	41	8042C	49	L33972	26
10191	33	10740	35	61031	26	7353C	41	8043C	49	L64359	50
10210C	12	10752C	34	61921	6	7374C	43	8047C	49	MPR2	36
10211C	12	10760	32	62920	6	7381C	43	8070C	50	NE-02075	43
10220C	10	10792	36	63122	16	7530	53	8071C	50	RAMP210	62
10231C	11	10793	36	63144	16	7531	53	8072C	50	RAMP215	62
10239C	9	10794	36	63166	16	7532	53	8249C	48	RAMP220	62
10240	10	10843	20	6507	15	7533	53	8251C	48	RAMP310	62
10241C	9	10844	20	6508	15	7540	53	8253C	48	RAMP315	62
10242C	11	10845	20	6509	15	7541	53	8263C	47	RAMP320	62
10243C	11	10846	19	6510	15	7542	53	8265C	47	RAMP325	62
10260C	7	10847	19	6511	15	7543	53	8267C	47	RAMP330	64
10261C	7	10848	19	6512	15	7544C	53	8298C	47	RAMP510	64
10266C	8	10849	21	6519	15	7561	53	8300C	49	RAMP515	64
10268C	8	10850	21	6520	15	7562	53	8303C	48	RAMP520	64
10274	14	10901BL	39	6521	15	7563	53	8351C	48	RAMP709	63
10276	14	10901BLKA	39	6522	15	7564	53	8353C	48	RAMP712	63
10278	14	10901C	39	6523	15	7571	53	8771C	35	RAMP715	63
10327C	14	10901CKA	39	6524	15	7572	53	900310	13	RAMP718	63
10328C	14	10907C	39	6537	15	7573	53	900600	13	RAMP818	63
10329C	6	10910C	40	6538	15	7574	53	900601	13	RAMP821	63
10331C	6	10917C	39	6547	15	7591	53	900910	13	RAMP824	63
10380C	17	10928C	40	6548	15	7592	53	9302C	47	RAMP830	63
10381C	18	10930C	40	6549	15	7593	53	9304C	47	RAMP967	64
10397C	17	10946	52	6550	15	7594	53	9313	44	RAMP977	64
10399C	18	10947	52	6551	15	7653C	58	9314	44	WCAS1487	12
10400C	22	11325	16	6552	15	7655C	60	9315	44	WCAS1488	12
10402C	22	11326	16	6553	15	7657C	60	9316	44		
10405C	23	11327	16	6554	15	7665C	58	9731C	48		
10408C	22	12236	24	6555	15	7674C	58	9755	51		
10410	23	12238	24	6556	15	7701C	59	9756C	51		
10411C	12	12240	24	6557	15	7703C	59	9757	51		
10413C	23	12242	24	6558	15	7704C	59	9764C	51		
10452	25	12244	24	69515	46	7706C	59	9766C	51		
10456	25	12246	24	7100005	13	7711C	59	9767C	51		
10460	24	12248	24	7100006	13	7713C	59	9768C	51		
10462	24	1404	57	7100007	13	7720C	55	9769	51		
10488	25	1411	55	7252C	46	7721C	55	9770	51		
10492	29	1412	55	7253C	46	7723C	55	9771	51		
10494	26	14134	38	7254C	47	7724C	55	9772	51		

## Discontinued Products

### Numerical

Adjustable height shower seat	10234
Mobile shower seat	10236
Tabtime pill master	11413
7 day tablet organiser	12926
Long handle styling comb	13006
Long handle styling brush	13010
Nuvo bathseat - 152/203mm - Combo retail packed	L71055
Nuvo bathseat - 254/305mm - Combo retail packed	L71067
Nuvo bathseat - 152/203mm - Combo carton of six	L71079
Nuvo bathseat - 254/305mm - Combo carton of six	L71080
Optional handle for Nuvo bathboard	L71274
Nuvo moulded bathboard - 670mm - retail packed	L71286
Nuvo moulded bathboard - 710mm - retail packed	L71298
Nuvo moulded bathboard - 670mm - carton of six	L71304
Nuvo moulded bathboard - 710mm - carton of six	L71316



# COOPERS<sup>®</sup>



# Customer care

## How to open an account

To open an account with Sunrise Medical, please contact our Customer Service Team on 01384 44 66 66.

## Prices

All prices are net. VAT will be added to orders at the current rate unless the product is VAT zero-rated and an approved VAT zero-rating form is attached. Although we will endeavour to give advance notice of price changes, we reserve the right to change prices and invoice goods at the price ruling on the date of despatch.

## Carriage/packaging/surcharges

All orders under £100 will be subject to a minimum order value charge of £8 per order. Orders under £25 will incur a minimum order value charge of £10 per order. All orders over £100 delivered to mainland UK will incur no additional charges. Shipments to non-mainland UK locations may be subject to further freight charges, please enquire with our Customer Service Team for details.

## Specification

Due to our policy of continuous product enhancement, we reserve the right to improve, modify or withdraw products where necessary, without advance notice.

Specification is correct at time of print.

## Customer charter

We want you to receive the most efficient and effective service we can offer.

To underline our commitment to you we have devised a Customer Charter which outlines our promise and which is backed by a complete range of customer services.

We pledge to:

- Respond to customer requests in a professional and courteous manner
- Acknowledge and resolve all customer queries promptly and efficiently

- Supply quality products which meet customers' demands
- Notify customers of new products and services as they become available
- Carry out business activities in accordance with the requirements of BS EN ISO 9001:2000

For a full list of Terms and Conditions please contact our Customer Services Team on +44 (0)1384 446666.

## Guarantee

All products sold by Sunrise Medical are guaranteed against faulty workmanship or materials for twelve months from the date of purchase.

## No quibble returns policy

In the unlikely event that you are not entirely happy with the goods you have purchased, you may return them to us by contacting our Customer Service Team on +44 (0)1384 446666.

- Goods must be returned within four weeks of delivery
- Please quote the invoice number
- We reserve the right to make a 20% restocking charge to meet inspection and repacking costs



To place your order:

Fax: **01384 446644**

E-mail: **orders@sunmed.co.uk** or

Online: **<http://parts.sunrisemedical.eu>**



Sunrise Medical  
High Street  
Wollaston  
Stourbridge  
West Midlands  
DY8 4PS

T: +44 (0) 1384 446688

F: +44 (0)1384 446644

E: **enquiries@sunmed.co.uk**

**[www.sunrisemedical.com](http://www.sunrisemedical.com)**