

PATRIOT™ HOMECARE BED

A BED BUILT TO LAST



GF Health Products, Inc. Atlanta, Georgia 30360
800.347.5678 www.grahamfield.com

© 2009, GF Health Products, Inc.
GF0900257RevA09

★★★
PATRIOT



- 1 The robust grid sleep surface**, proudly made in the USA, provides better mattress support than traditional spring decks
The Patriot enables one-person delivery with quicker set-up since there are no springs to connect
- 2 Grid surface** is easier to clean due to its overall finish and now features *SilverSolutions* – a anti-microbial technology that provides protection against bacteria and odor
- 3 Grid deck offers** maximum pinch point protection between moving deck angles - thus reducing the risk of injury during bed setup
- 4 Patent pending rail slots** in frame ensure quick and proper rail placement
- 5 Patriot Beds** are offered with Fiberboard Decorative Walnut or High-Impact Plastic Bed Ends
- 6 Easy mount bed ends** feature locking pins to secure bed ends to sleep deck
- 7 Semi and Full-Electric options** available with Full-Electric model that makes bed height adjustment easy and can be adjusted to be a conventional height OR low bed for better inventory management!
- 8 Single motor unit** is designed for easy installation, requires less maintenance and provides the ultimate in quiet, smooth operation
- 9 The head and foot sections** can be raised or lowered simultaneously or independently with one hand control
- 10 During a power failure** the motor unit can lower both the head and foot section with just a single standard 9 volt battery
- 11 Corner mattress retainers** keep mattress secure on sleep deck (Not shown)
- 12 Assembles easily** with just five components
Only healthcare bed to offer a 4-inch extension kit that can extend either the head, foot, or both head and foot up to 88" (see right)

Technical Specifications

- Maximum patient weight 350 lbs
- 450 lb evenly distributed total weight capacity including patient, mattress, rails, and accessories
- Overall Bed Size: 87" L x 36" W
- Lift Range: Head - 60°, Knee - 30°
- Bed Height: Min. 15", Max. 24" (at deck level)

Height Adjustment (Full-Electric):


Casters in Low Position:
Min. 9.5", Max. 20" (at deck level)
Casters in Standard Position:
Min. 13", Max. 23.5" (at deck level)

Patriot Homecare Bed Accessories

Lumex® Patriot™ Liberty Bed Rails have been designed to offer a safe and secure bed rail system to provide you with the utmost level of quality to meet your homecare bed needs. Developed using the **FDA Hospital Bed System Dimensional Guidance to Reduce Entrapment** and tested to the **Hospital Bed Safety Workgroup and FDA Dimensional Test Methods for Bed System Zones 1-4** and **International Standard IEC60601-2-38 Requirements for the Safety of Electrically Operated Hospital Beds**, these new FDA Compliant bed rail systems offer added protection and reduce the risk of entrapment.

Features include:

- Improved rail design decreases the spacing between the crossbars, thus reducing the risk of entrapment
- New bed rail length closes open areas that can occur during full bed articulation
- Rails now mount in fixed patent pending rail slots (shown right) on Patriot™ bed deck to prevent sliding and moving — easy installation saves delivery and setup time and ensures proper rail placement
- Spring-loaded, self-adjusting crossbraces feature safety tabs that prevent accidental disengagement when bumped or during application of side pressure
- Heavy-duty steel construction
- Rails are powder-coated with an environmentally-friendly, long-lasting hammertone finish and secure gripping surface





Lumex® Full Length Rail (GF6570B-1)

The Full Length Rail is a nominal, telescoping full length rail that provides maximum length rail perimeter coverage, intended for use by patients requiring maximum length rail and maximum perimeter protection.

Lumex® Half No-Gap Head Rail (GF6590B-1)

Provides full head coverage of 31.5 inches and extends to eliminate the gap between the head board and the end of the rail.



Patent pending rail slot



Lumex® Quarter Rail (GF6580B-1)

Approximately 18 inches in length when mounted, this rail can be used as a head assist, head rail, or foot rail to provide minimal rail coverage and gives assistance when entering or exiting the bed.



Lumex® Bar (GF6500B-1)

The Assist Bar is designed exclusively for the Patriot™ bed. It is a true assist device, designed as a secure handhold and support for active patients who need assistance getting in and out of bed on their own.

Patriot Storage Cart (600-1003-000)

Bracket set creates a self-contained complete bed transporter that utilizes bed ends to transport the head and foot spring sections, and other bed components.



Bed Extension Kit (690-0084-000)

4-inch extension kit that can extend either the head, foot, or both head and foot up to 88".